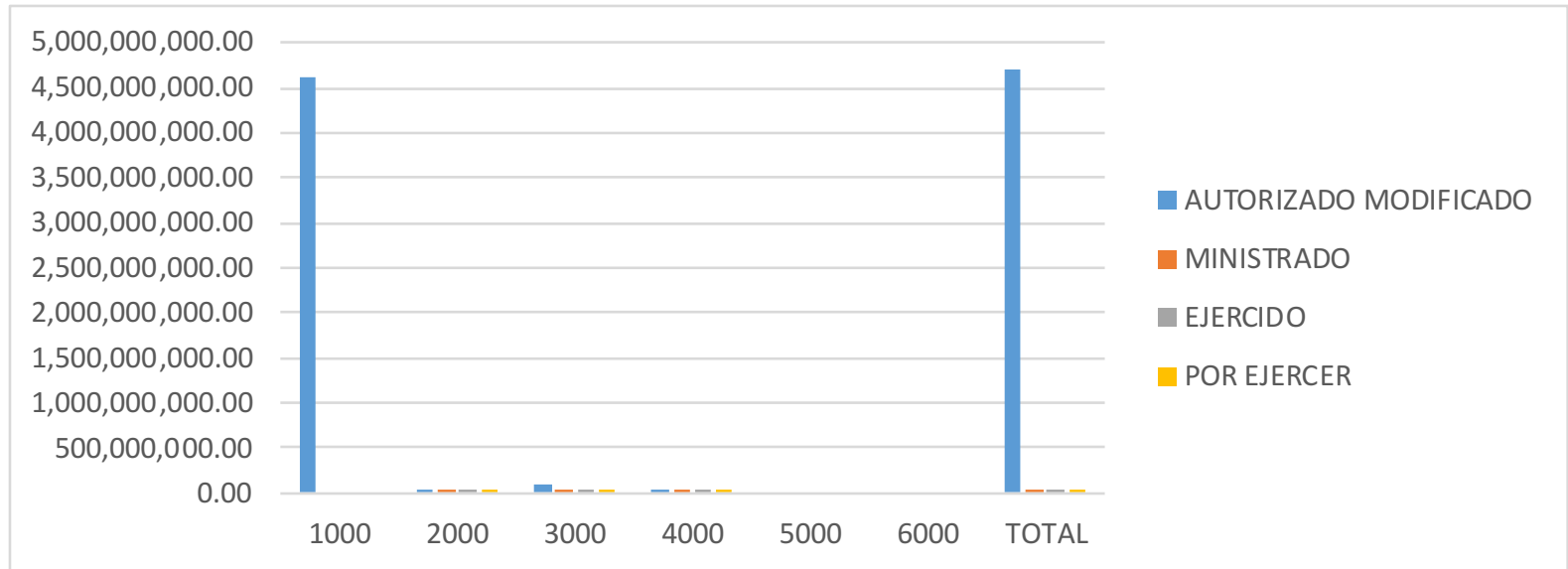


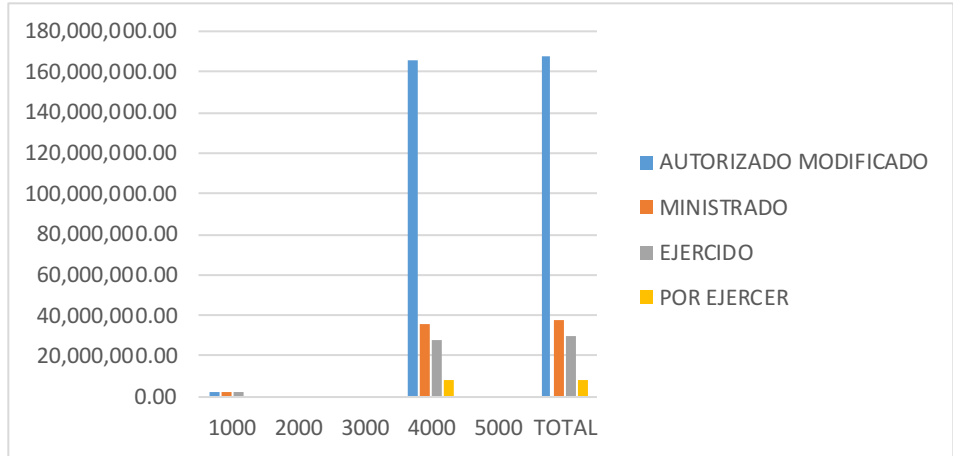
**REPORTE DE AVANCE
PRESUPUESTAL
AL 1ER. TRIMESTRE DEL 2015**



Fondo de aportaciones Para la Nómina Educativa y el Gasto Operativo(FONE)

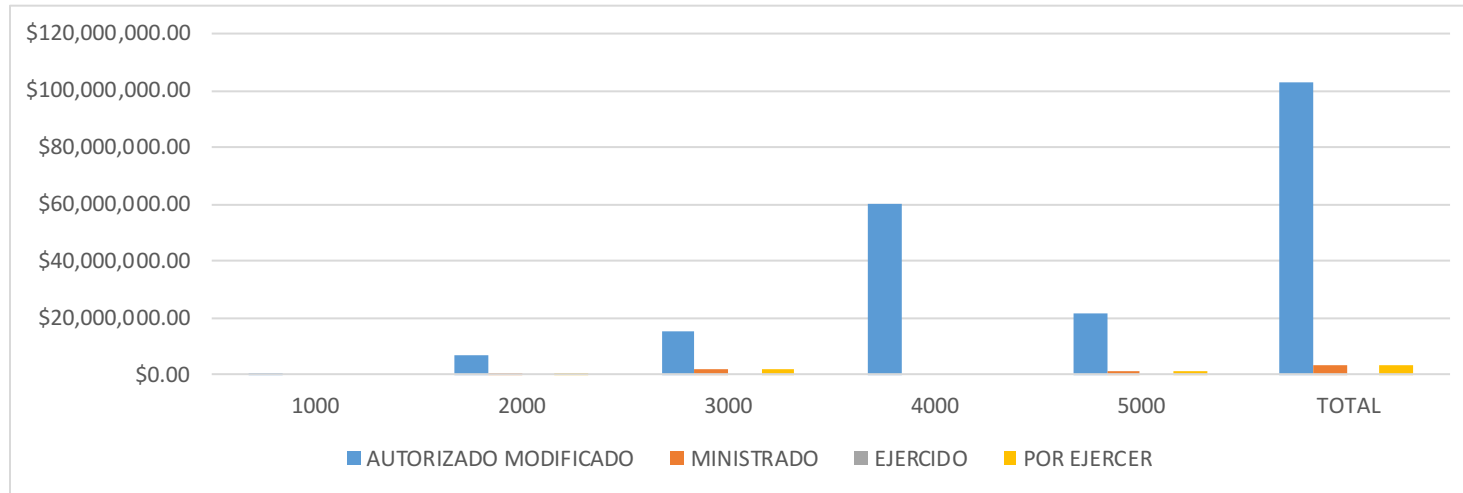


ORIGEN	AUTORIZADO MODIFICADO	MINISTRADO	EJERCIDO	POR EJERCER
1000	4,607,881,330.00	\$0.00	\$0.00	\$0.00
2000	22,373,021.00	\$4,475,887.00	\$114,977.56	\$4,360,909.44
3000	82,015,046.00	\$23,758,588.00	\$20,289,763.99	\$3,468,824.01
4000	4,150,000.00	\$1,245,000.00	\$829,800.00	\$415,200.00
5000	\$0.00	\$0.00	\$0.00	\$0.00
6000	\$0.00	\$0.00	\$0.00	\$0.00
TOTAL	\$4,716,419,397.00	\$29,479,475.00	\$21,234,541.55	\$8,244,933.45



ORIGEN	AUTORIZADO MODIFICADO	MINISTRADO	EJERCIDO	POR EJERCER
1000	1,877,335.68	\$1,877,335.68	\$1,877,335.68	\$0.00
2000	0.00	\$0.00	\$0.00	\$0.00
3000	0.00	\$0.00	\$0.00	\$0.00
4000	165,878,152.00	\$35,779,280.50	\$27,638,071.50	\$8,141,209.00
5000	0.00	\$0.00	\$0.00	\$0.00
TOTAL	\$167,755,487.68	\$37,656,616.18	\$29,515,407.18	\$8,141,209.00

Concentrado Ramo 11

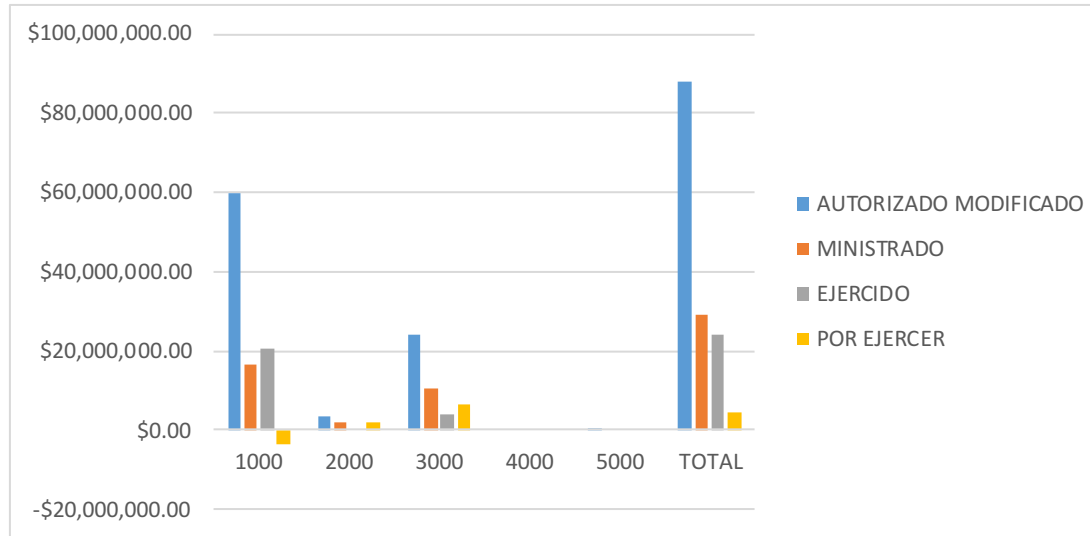


ORIGEN	AUTORIZADO MODIFICADO	MINISTRADO	EJERCIDO	POR EJERCER
1000	\$180,000.00	\$0.00	\$0.00	\$0.00
2000	\$6,846,692.08	\$529,771.08	\$0.00	\$529,771.08
3000	\$15,033,050.75	\$1,515,264.75	\$0.00	\$1,515,264.75
4000	\$60,017,093.00	\$0.00	\$0.00	\$0.00
5000	\$21,167,257.40	\$851,930.40	\$0.00	\$851,930.40
TOTAL	\$103,244,093.23	\$2,896,966.23	\$0.00	\$2,896,966.23

Modificado Ramo 11

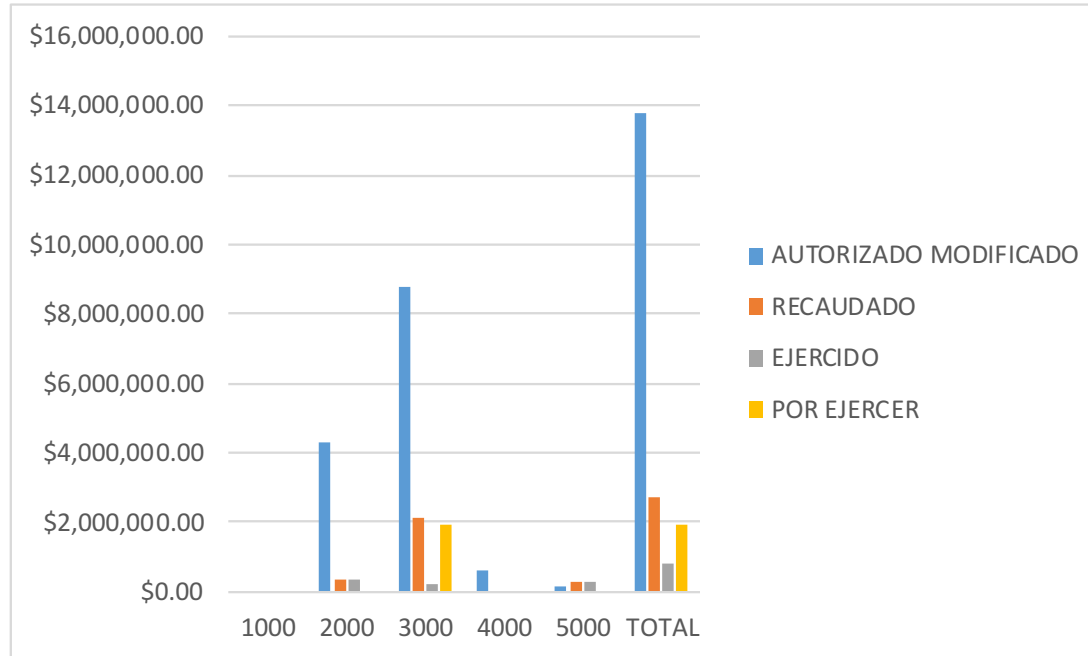
FUENTE DE FINANCIAMIENTO/CAPÍTULO DEL GASTO	APROBADO ANUAL	PRESUPUESTO MODIFICADO	RADICADO
Escuelas de Tiempo Completo	\$85,819,995.00	\$85,819,995.00	\$0.00
1000	\$180,000.00	\$180,000.00	\$0.00
2000	\$4,849,000.00	\$4,849,000.00	\$0.00
3000	\$8,200,000.00	\$8,200,000.00	\$0.00
4000	\$56,344,200.00	\$56,344,200.00	\$0.00
5000	\$16,246,795.00	\$16,246,795.00	\$0.00
Operación del Programa de Fortalecimiento de la Calidad en Educación Básica	\$4,534,104.00	\$4,534,104.00	\$0.00
2000	\$528,937.00	\$528,937.00	\$0.00
3000	\$4,005,167.00	\$4,005,167.00	\$0.00
5000	\$0.00	\$0.00	\$0.00
Fortalecimiento de la Calidad en Instituciones Educativas (PEFEN 2014)	\$0.00	\$2,896,966.23	\$2,896,966.23
2000	\$0.00	\$529,771.08	\$529,771.08
3000	\$0.00	\$1,515,264.75	\$1,515,264.75
4000	\$0.00	\$0.00	\$0.00
5000	\$0.00	\$851,930.40	\$851,930.40
Reforma Educativa Escuelas de Excelencia para Abatir el Rezaño Educativo 2015 - 2016	\$0.00	\$0.00	\$0.00
2000	\$0.00	\$0.00	\$0.00
3000	\$0.00	\$0.00	\$0.00
Operación del Programa Escuela Segura	\$3,746,119.00	\$3,746,119.00	\$0.00
2000	\$0.00	\$0.00	\$0.00
3000	\$184,119.00	\$184,119.00	\$0.00
5000	\$3,562,000.00	\$3,562,000.00	\$0.00
Programa de Becas Madres Jóvenes y Jóvenes Embarazadas	\$1,860,625.00	\$1,860,625.00	\$0.00
2000	\$27,000.00	\$27,000.00	\$0.00
3000	\$29,500.00	\$29,500.00	\$0.00
4000	\$1,767,593.00	\$1,767,593.00	\$0.00
5000	\$36,532.00	\$36,532.00	\$0.00
Programa Becas de Apoyo a la Práctica Intensiva y al Servicio Social	\$1,905,300.00	\$1,905,300.00	\$0.00
3000	\$0.00	\$0.00	\$0.00
4000	\$1,905,300.00	\$1,905,300.00	\$0.00
Operación del Programa para la Inclusión y la Equidad Educativa	\$2,480,984.00	\$2,480,984.00	\$0.00
2000	\$911,984.00	\$911,984.00	\$0.00
3000	\$1,099,000.00	\$1,099,000.00	\$0.00
5000	\$470,000.00	\$470,000.00	\$0.00
Operación del Programa Formación de Figuras Educativas de Educación Básica	\$0.00	\$0.00	\$0.00
1000	\$0.00	\$0.00	\$0.00
2000	\$0.00	\$0.00	\$0.00
3000	\$0.00	\$0.00	\$0.00
4000	\$0.00	\$0.00	\$0.00
5000	\$0.00	\$0.00	\$0.00
TOTALES	\$100,347,127.00	\$103,244,093.23	\$2,896,966.23

Concentrado Apoyo Financiero No Regularizable U080



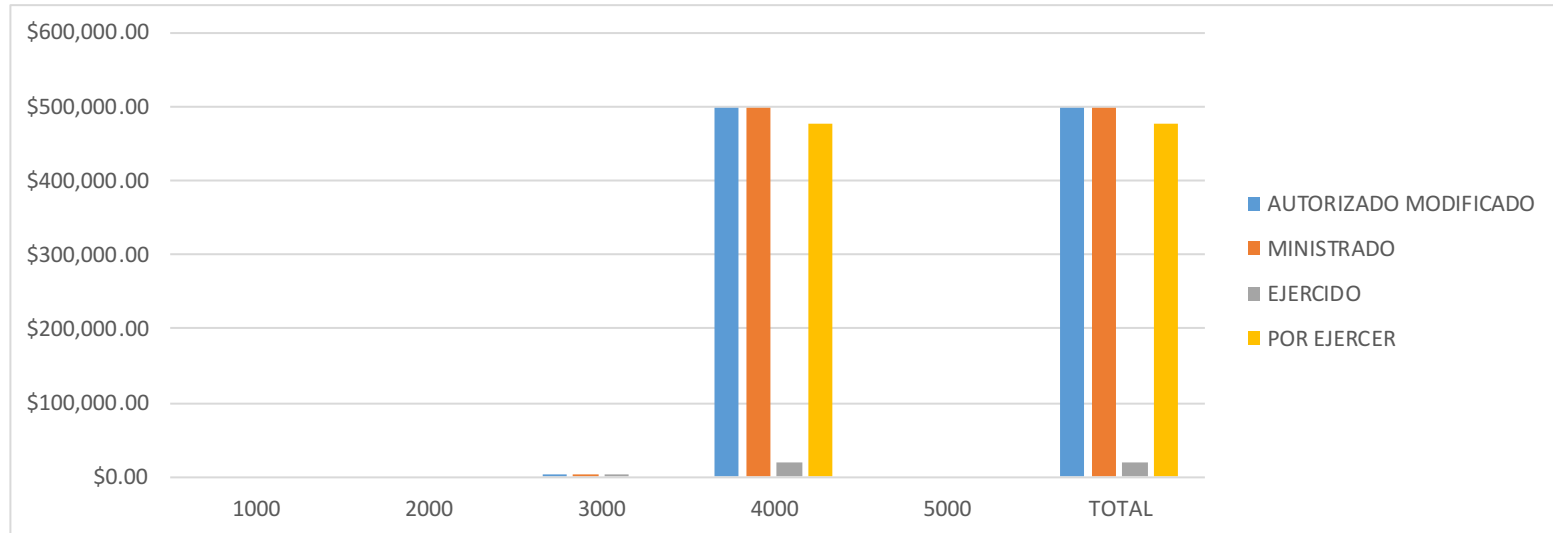
ORIGEN	AUTORIZADO MODIFICADO	MINISTRADO	EJERCIDO	POR EJERCER
1000	\$60,000,000.00	\$16,666,368.64	\$20,481,750.07	-\$3,815,381.43
2000	\$3,579,201.00	\$2,091,216.00	\$0.00	\$2,091,216.00
3000	\$24,217,442.00	\$10,305,678.00	\$3,851,536.95	\$6,454,141.05
4000	\$0.00	\$0.00	\$0.00	\$0.00
5000	\$376,199.00	\$0.00	\$0.00	\$0.00
TOTAL	\$88,172,842.00	\$29,063,262.64	\$24,333,287.02	\$4,729,975.62

Concentrado Ingresos Propios



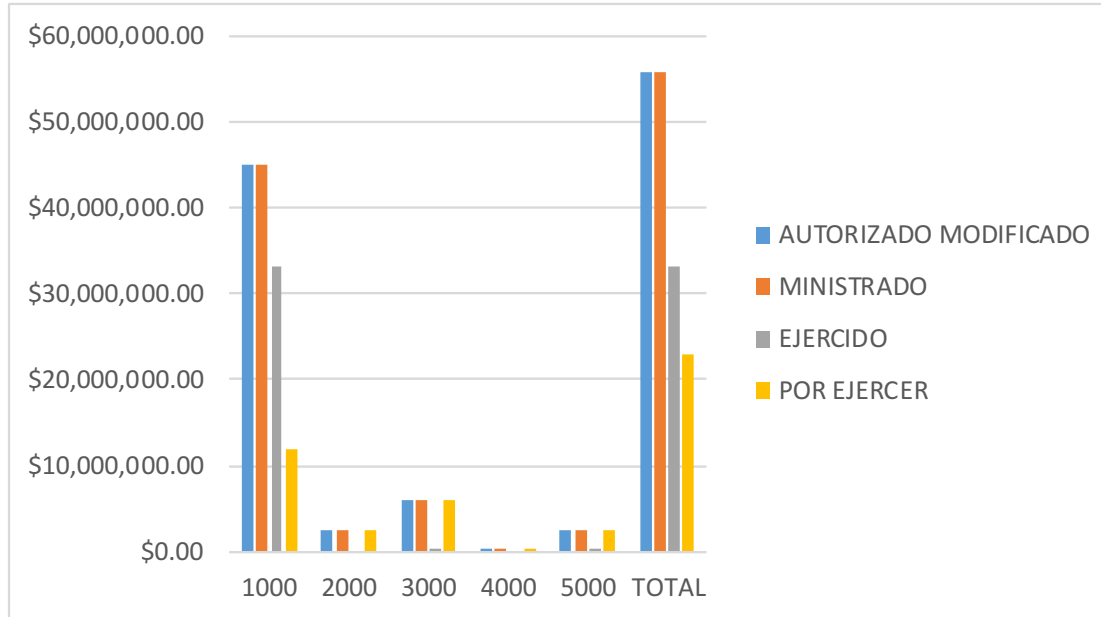
ORIGEN	AUTORIZADO MODIFICADO	RECAUDADO	EJERCIDO	POR EJERCER
1000	\$0.00	\$0.00	\$0.00	\$0.00
2000	\$4,300,000.00	\$349,293.09	349,293.09	\$0.00
3000	\$8,751,000.00	\$2,109,400.47	208,143.15	\$1,901,257.32
4000	\$610,000.00	\$0.00	\$0.00	\$0.00
5000	\$150,000.00	\$240,000.00	240,000.00	\$0.00
TOTAL	\$13,811,000.00	\$2,698,693.56	\$797,436.24	\$1,901,257.32

Concentrado Otros Ingresos



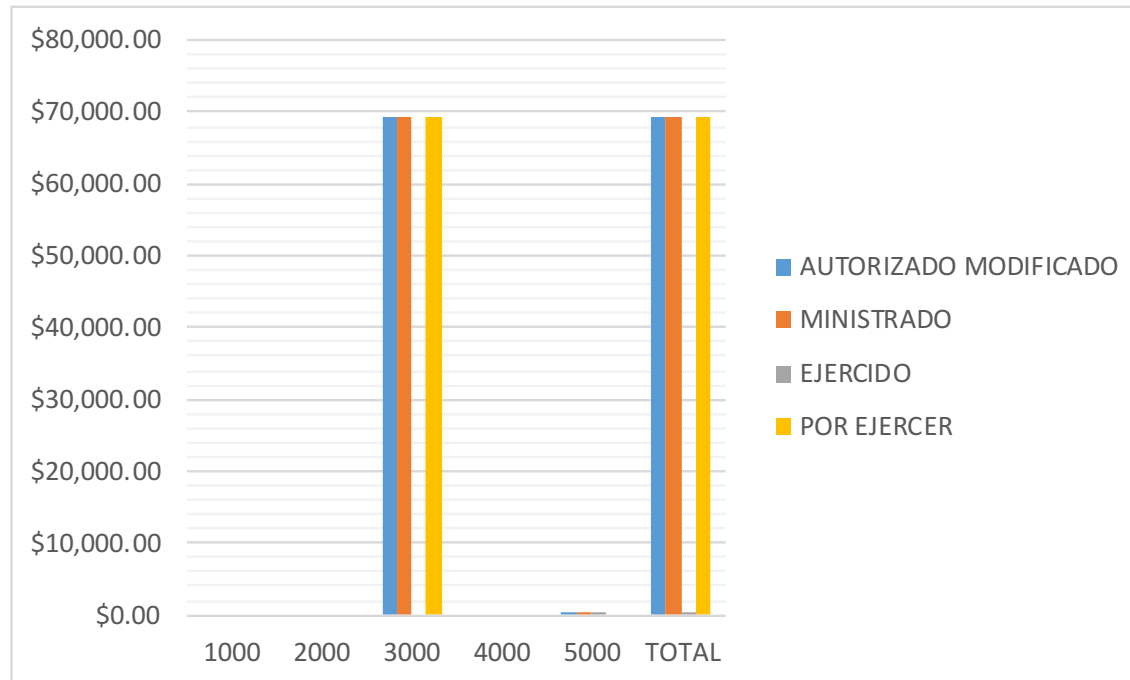
ORIGEN	AUTORIZADO MODIFICADO	MINISTRADO	EJERCIDO	POR EJERCER
1000	\$0.00	\$0.00	\$0.00	\$0.00
2000	\$0.00	\$0.00	\$0.00	\$0.00
3000	\$147.32	\$147.32	\$147.32	\$0.00
4000	\$498,544.98	\$498,544.98	\$20,082.15	\$478,462.83
5000	\$0.00	\$0.00	\$0.00	\$0.00
TOTAL	\$498,692.30	\$498,692.30	\$20,229.47	\$478,462.83

Concentrado Remanentes FAEB 2014



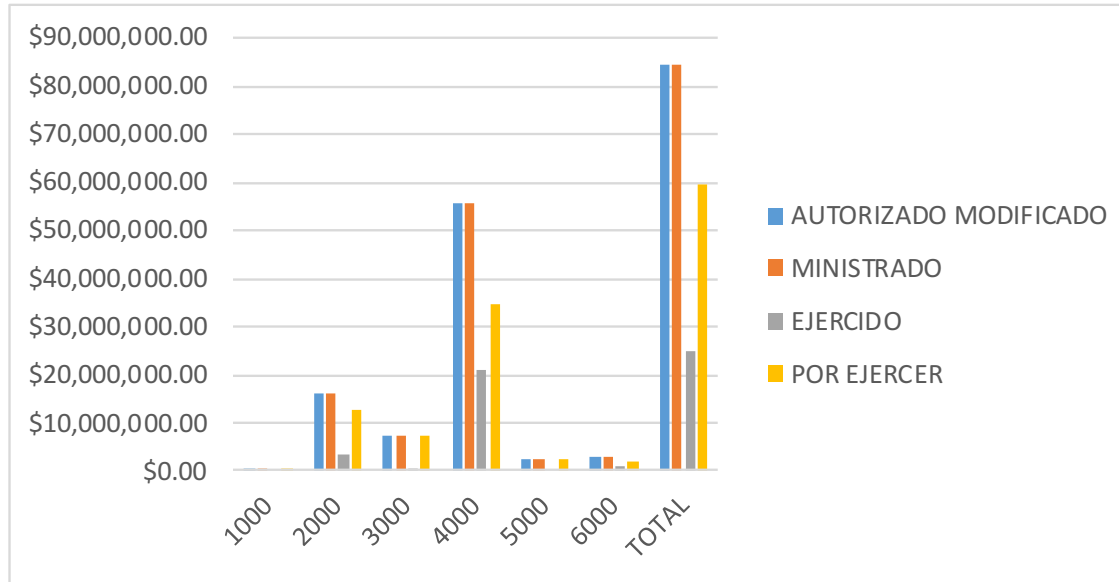
ORIGEN	AUTORIZADO MODIFICADO	MINISTRADO	EJERCIDO	POR EJERCER
1000	\$45,012,648.48	\$45,012,648.48	\$33,115,241.46	\$11,897,407.02
2000	\$2,433,578.78	\$2,433,578.78	\$0.00	\$2,433,578.78
3000	\$5,993,855.11	\$5,993,855.11	\$139.20	\$5,993,715.91
4000	\$23,130.00	\$23,130.00	\$0.00	\$23,130.00
5000	\$2,518,573.74	\$2,518,573.74	\$12,890.73	\$2,505,683.01
TOTAL	\$55,981,786.11	\$55,981,786.11	\$33,128,271.39	\$22,853,514.72

Concentrado Remanentes FAEB 2013



ORIGEN	AUTORIZADO MODIFICADO	MINISTRADO	EJERCIDO	POR EJERCER
1000	\$0.00	\$0.00	\$0.00	\$0.00
2000	\$0.00	\$0.00	\$0.00	\$0.00
3000	\$69,276.36	\$69,276.36	\$0.00	\$69,276.36
4000	\$0.00	\$0.00	\$0.00	\$0.00
5000	\$109.00	\$109.00	\$109.00	\$0.00
TOTAL	\$69,385.36	\$69,385.36	\$109.00	\$69,276.36

Concentrado Remanentes Ramo 11



ORIGEN	AUTORIZADO MODIFICADO	MINISTRADO	EJERCIDO	POR EJERCER
1000	\$329,962.11	\$329,962.11	\$0.00	\$329,962.11
2000	\$15,954,990.20	\$15,954,990.20	\$3,203,208.80	\$12,751,781.40
3000	\$7,280,509.64	\$7,280,509.64	\$55,092.89	\$7,225,416.75
4000	\$55,474,417.51	\$55,474,417.51	\$20,790,469.17	\$34,683,948.34
5000	\$2,251,719.69	\$2,251,719.69	\$0.00	\$2,251,719.69
6000	\$3,040,454.96	\$3,040,454.96	\$885,961.13	\$2,154,493.83
TOTAL	\$84,332,054.11	\$84,332,054.11	\$24,934,731.99	\$59,397,322.12